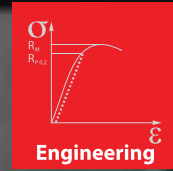



NEW



Tools



Engineering



Fasteners



Service

ITH ADS 4

ITH Battery Nut Runner

www.ITH.com



SCAN ME

Type ADS 4 Battery Nut Runner



Features

Bolting data and machine settings directly on the ADS:


- ✓ Input of torque and angle of rotation
- ✓ Selection of unit
- ✓ Setting of standby and free turning time
- ✓ Setting of brightness of LCD color display and LED work lights
- ✓ Display of cycle counter and software version

See more product details and videos on our website:

Simply scan the QR code with your smartphone.



Application examples



* Under comparable bolting conditions **Not combinable with option Basic

Battery Nut Runner

Type ADS 4

Functions & advantages

- ✓ **New:** compact high-performance planetary gearbox with higher speeds for faster work
- ✓ **New:** 1-gear solution, full power spectrum across the entire torque range
- ✓ **New:** bolting data and machine settings directly on the ADS 4 via a color LCD display with OK and n.OK indicator
- ✓ Automatic shut-off and free-turn: After reaching torque, the ADS 4 stops automatically and turns freely
- ✓ Torque accuracy of $\pm 4\%$ *
- ✓ Flexible, even faster and easier to use without cables
- ✓ Expandable application possibilities thanks to customized supports, ITH Extensions and ITH Side-drives
- ✓ Choice of batteries (LiHD) according to your requirements: 5.5 Ah or 8.0 Ah. The ITH ADS 4 is officially part of the Cordless Alliance System CAS



Options:



Basic: One or more preset torques as factory setting



ALPHA: Angle-controlled tightening**



Docu: With ITH documentation software Docu (incl. ALPHA)**

Type ADS 4 Battery Nut Runner



New, compact high-performance planetary gearbox

Fine-tooth spline
for individual 360° adjustment of the reaction arm

Square drive
for individual power wrench sockets including locking clip

Quick release mechanism
allows the support to be changed or repositioned in seconds without the need for tools

Setting buttons on the LCD color display
for bolting data and machine settings

LED lights
as work light and indicator light

Safety turning knuckle
wrist-friendly, simple and quick positioning in 360°

1-gear solution
full power spectrum across the entire torque range

Powerful drive unit
brushless, low-wear design for longer life

Directional switch
for Tighten / Loosen

On / Off switch
ergonomically positioned

Pistol grip
non-slip



Picture: ADS 4 with optional accessories

Type ADS 4 **Technical data**



Scope of delivery

The scope of delivery can be customized.

Standard:

- ITH Nut Runner
- Support
- LiHD batteries (2 pieces)
- Quick charging station
- Operating instructions incl. calibration certificate
- Hard case

More options:

- Alternative packaging
- Smart Control
- Power wrench socket
- Additional LiHD battery
- Additional accessories (page 6)
- ...

Technical data

ITH type	ITH order no.	Max. torque		Max. rpm	Square-drive A	Gearbox diameter d		Length l		Weight*	
		[Nm]	[ft-lbs]			[R/min]	[mm]	["]	[mm]	["]	[kg]
ADS50-4	24.312.0050-y	500	370	35	3/4	55	2.2	242	9.5	2.5	5.5
ADS100-4	24.312.0100-y	1,000	740	15.9	3/4	70	2.8	270	10.6	3.7	8.2
ADS150-4	24.312.0150-y	1,500	1,110	10.2	1	70	2.8	297	11.7	4.3	9.5
ADS230-4	24.312.0230-y	2,300	1,700	6.8	1	72	2.8	303	11.9	4.5	9.9
ADS320-4	24.312.0320-y	3,200	2,360	4.5	1	79	3.1	319	12.6	4.9	10.8
ADS470-4	24.312.0470-y	4,700	3,470	3.2	1 1/2	90	3.5	338	13.3	6.9	15.2
ADS700-4	24.312.0700-y	7,000	5,160	2.3	1 1/2	98.5	3.9	364	14.3	9.0	19.8

ADS 4: y = 0
 ADS 4 incl. ALPHA: y = 1
 ADS 4 Basic: y = 3
 ADS 4 Docu incl. ALPHA: y = 1-24

*Weight without support and battery

Accessories **Supports, Extensions and Side-drives**

Support type ATS
curved for wheel bolts
(adjustable)



Customized
individual supports
possible

Support type ATS
square-drive
(adjustable)



Supports
standard and custom-
ized supports

Support type ATS
inner hexagon
(adjustable)



Side-drive type ST
for axial limited spaces
or long projecting
threads

Support type ATS
outer hexagon
(adjustable)



Extension type TE
for radial limited
spaces



Type ADS 4 Documentation

100 % Traceability



Documentation of torque values and rotation angles

The ITH documentation software Docu is a user-oriented software solution that actively supports the worker during the bolting process and at the same time enables simple, digital management and documentation of all application parameters relevant to the bolting case, such as:


- ✓ Torque and angle of rotation (ALPHA version) as control and monitoring variables
- ✓ Bolt dimension and bolt quality
- ✓ Application, bolt or worker identification numbers
- ✓ Creation of Excel- or PDF reports
- ✓ Docu-Software usable on Windows devices

Process:

1. Create a bolting job with definition of control and monitoring variables
2. Data transfer to the ITH ADS 4 by wireless Bluetooth connection
3. Start the job
4. Save the results
5. Data read-out and automatic creation of reports

Functions of the Docu-Software:

Scan the QR code and watch the demo video on your smartphone.





ITH GmbH & Co. KG | Steinwiese 8 | 59872 Meschede | sales@ith.com | www.ITH.com